



The Mudpuppy

The official newsletter of the
Barony of Settmour Swamp

AS XLVIII – May 2014

Baron and Baroness



Hail, Settmour Swamp!

Spring has come, and there is joy in the Barony for the **Mud has Thawed** and we have hailed in the Reign of Emperor Brennan and Empress Caoilfhionn. We hosted our beloved Kingdom for each of these events and great celebrations were had by all who attended. So many of you came forward and contributed in ways large and small for both events, and we would like you all to know how important this is, and we thank you. We were honored to see so many members of our Barony recognized for their good deeds and hope you will continue to put forward those in the Barony who need to be recognized.

To wrap up events in April we have the **Swamp Swap and Schola** this upcoming weekend. This shall be a great day of bartering and buying of medieval items from your fellow Scadians, as well as a day of learning. We hope you will join us for this event, and considering bringing those friends who you think might enjoy a day a fun with us, so they might get to know us better.

As the flowers of May bloom across the land we look forward to **Quest**, (page 8) where we will call upon all good gentles of unusual wit and uncommon wisdom who wish to go forth to discover and bring back to our lands the Thirtieth Quest for Wit & Wisdom.
(continued next page)

SENESCHAL ELECTION, May Officers Meeting

The Barony Settmour Swamp will **elect a new Seneschal** at the May Officers Meeting. Anyone interested in applying for the position of Seneschal should

contact our current Seneschal, Antonio.

See Charis' candidacy statement on page 2.

Sir Antonio Patrasso
seneschal@settmourswamp.eastkingdom.org
(732) 207-9657 (before 10PM)



Baron and Baroness(continued)

Quest will be a weekend of relaxing and play with our friends and neighbors new and old, so consider joining us for the festivities and tourneys throughout the weekend.

On the winds of Spring we have heard rumors of **war** to the west, so we have begun to prepare that we may be ready should our King and Queen send up the call for war.

To help prepare, **fencers** can now practice twice a week in our Barony, and the **heavy practices** are also alive and well.

The weather has warmed and **archery** and **thrown weapons** practices will also be starting again.

If it is garb you need, consider coming to the **A Day in the Solar** (page 10) event on June 7th where you can join in an afternoon of good company, good food, and good advice for your tailoring issues.

Their Majesties in preparing for **war** have also issued a challenge to all of the wondrous Baronies and Shires of the lovely East Kingdom to help fill the **royal gift chest** with largesse; so A&S workshops will be planned in the upcoming months to aid in this mission.

If you are a maker of things, and are in need of a good project, the Barony could use your skills:

- We would like a fitting **table for between the Baronial Chairs**.
- Our Pennsic camp could use a proper **sink**.

We would love to give your works of art as gifts, so all may know of the great artisans of Swamp.

In parting we would like you to know that there are so many ways to enjoy everything we do and offer, come out and join us.

**Baron Erec and
Baroness Jehannine**

Seneschale Candidate Lady Charis Accipiter

Greetings to the Barony of Settmour Swamp.

I, Lady Charis Accipiter, am applying for the position of Seneschale.

I have been an active member of the society for 24 years, first in the Forest of Rusted Woodlands and currently in our wonderful Barony. I have helped to run and organize many events and of course many kitchens.

I look forward to continuing to serve the Barony as Seneschale and working with their Excellences and our officers to help others as they bring events new and old to our Kingdom. I hope to encourage new members to enjoy all our barony has to offer and, following in the footsteps of our new Majesties, to foster the enthusiasm of our youngest members, making them a

bigger part of our barony.

I hope that you will allow me the opportunity to serve as barony Seneschale. Following our current Seneschal, and the excellent job he has done I know that I have a lot to live up to, but I believe that I am up to the task.

Yours in service

Charis



Seneschal Notes

Wednesday, Apr. 9, 2014
Recording Scribe: Antonio

Attending Officers:

Erec -Baron
Jehannine - Baroness
Malcolm - Chatelaine
Antonio -- Seneschal
Rhiannon -- Chamberlain/
Autocrat Newcomers' Schola
Maerhild -- Coronation Co-
Autocrat
Charis - Deputy Seneschal
Owynn -- Autocrat Mudthaw
Jehane -- Marshal of Fence
Thorlief -- Archery
Ursula -- Chronicler
Judith -- Deputy A&S
Kasia -- A&S
Thorlief -- Archery
Dalek -- Webminister
Eleanor -- Coronation Co-
Autocrat
Wulfgar -- Knight Marshal
Ceara -- MoL

Additional Attendees

Alexander, Merlinia

Past Events

• The officers received a report from the autocrat of Mudthaw. The event was a success, turning a profit of approximately \$2,767.63 on 710 attendees. Many positive comments were received, particular regarding Artisans' Row. The officers noted that that the Barony must find a new site for the event,

since the Shriner's Hall has been sold.

• The officers received a report from the autocrats of Coronation, held on April 5, 2014. The event was a success, turning a profit of approximately \$1,006 (after split with the Kingdom) on 344 attendees. The officers praised the efforts of the autocrats in putting together a successful event in a new site and in a short timeframe.

Future Events

• The officers received a report from the autocrat of the Swamp Swap/Newcomer's Schola event, to be held on April 26, 2014.
• The officers received a report from the autocrats of Quest, to be held on May 23-26, 2014.
• The officers approved a bid from Elizabeth Talbot to autocrat an event on June 7, in Denville. "A Day in the Solar" will focus on helping attendees complete new garb for Pennsic. The event will also feature garb classes and live musicians.

Officers And Offices

1. The term for Exchequer has expired. Ryan has indicated that he will remain in the position month-to-month until a replacement can be found.
2. By a majority vote of the

officers present, Jehan of Fenwyck was appointed Marshal of Fence for a second term.

Cantons

Gryphonwald

--

Old Business

• Antonio will follow up with Restaurant Depot regarding issuance of new cards for SCA, Inc. (000074039289).
• The officers received a report from Charis on the development of a new practice site (see page 10). Practices begin on April 22 for fighting, fencing, dancing and other activities.

New Business

• The officers consider a proposal for the Quest submitted by Ursula of the North Woods. By a majority vote of the officers' present, Ursula was appointed Quest-o-crat. Ursula appointed Ceara and Merlinia as deputies.
• The officers discussed new features of the Mudpuppy, including making the newsletter available online, and incorporating it into an update of the Baronial website.

Future Meeting Hosts:

May 14 -- Antonio
June 14 -- Charis

Baron Phillip Reed, OP is a member of the SCA BOD

As of April 12, 2014
Baron Phillip Reed, OP
is a full member of the
SCA, Inc. Board of
Directors (**BOD**).

Baron Phillip serves as
Ombudsman for: Grand
Council, Ealdormere,
Ansteorra, Gleann
Abhann, Meridies, Trimaris

[http://www.sca.org/BOD/
directors.html](http://www.sca.org/BOD/directors.html)



Chronicler Notes

The May issue of the MudPuppy contains a special article from Marion Quyn, the winner of the Arts and Science display at Mudthaw (page 14). Please take the time to read this article and to listen to the musical excerpts that are hyperlinked to this article.



2.

MudPuppy on the Web

I have been exploring the requirements for alternate means of newsletter distribution. Alisha, the East Kingdom chronicler, gave me a list of requirements, mostly involving copyright and permission forms. I proposed loading the MudPuppy on the Settmour Swamp website at the April officer meeting and received a vote of confidence.

I will continue distributing the MudPuppy via the Yahoo group for a brief overlap period. I have solicited feedback on this proposal from on both the Yahoo email list and on the Barony FaceBook page. The few comments have been supportive. No objections have been posted. Dalek is modifying the Barony website to allow the distribution of the MudPuppy.

Barony Website Updated

Loretta alerted me that the Barony website history page was several years out of date. Erec and Jehannine were not listed at all among the Barons and Baronesses and the list of events stopped in 2012. I contacted Baroness Jessa, who

previously maintained the Swamp history and Lord Dalek, our Webmaster. Together they have been updating the history of the Barony on our Website. Jessa also noted additional problems (e.g. Missing autocrats prior to 2010) and these additional problems are also being addressed.

Thanks to Lady Ceara MacKieran for excellent proofreading and to Baroness Merlinia and Lady Karin Jacobsdottir for creative and mischievous artwork!

Baroness Ursula of North Woods,

Chronicler



6.



Coronation Thanks

Let it be known to all who read these words. On this day we did witness the **Coronation of Brennan mac Fearghus and Caoilfhionn inghean Fhaolain.**

All hail their imperial Majesties.

Yesterday, months of work came together as this Barony hosted Coronation. Through out the day so many people came up to us to tell us what a spectacular event it was. How day board was amazing, how smoothly things ran, how tasty feast was, and how gracious the people of Settmour Swamp are. All we could say was thank you, and state that it was all due to the hard work of so many people from this Barony who came together to support the dream!

We as your Baron and Baroness are proud and honored to represent you! Through out the next few days notes of thanks will be sent and know we too are extremely grateful for your hard work as well!

Baron Erec and Baroness Jehannine

Event Stewards

On April 5th, the Coronation of Brennan and Caoilfhionn was held in our Barony of Settmour Swamp. It was not a day without challenges, but no day worth having is. All of our challenges were met and handled, thanks to the wonderful people that volunteered to help us run such an esteemed event.

We would have been very hungry without our excellent cooks, Lady Cassandra Matis at Dayboard, and Lord Wulfgang Gruenwald at Feast.

We would have been at wits end for checking people in without our head Troll and Reservations Clerk, Baroness Theodora Bryennissa, called Treannah.

Our Royal Rooms would have been much less regal without the care of Baroness Ursula of the Northwoods (who also led our dancing!), and her able helpers, Lady Judith bas Rabbi Mendel and Magister Galefridus Peregrinus.

Courtney's Tea Party was planned and executed by the gracious Lady Lucie Lovegood, and we have heard many reports of it being a wonderful time for all.

We also thank Mistress Elizabeth Talbot for help with merchant coordination.

Of course we also thank Sir Antonio Patrasso and his Lady Elizabeth Eleanor Lovell for being the Royal Liaisons, not to mention their Majesties themselves, for their openness and willingness to discuss all topics event-related with us.

The following is a list of people, without whom the event would never have succeeded, the people that served, the people that set up, and the people that stayed to help clean up. It is a combination of those listed by our head cook, and those that we noticed helping outside the kitchen. Any gentles that we might have missed, we deeply apologize; your good work is one of the things that keeps our Barony going:

Amanda, Croe, Diana, Dominic, Baron Erec L'Claire, Gandalin, Mistress Hedewigis, Baroness Jehannine de Flandres, Leon, Maeve Draco, Mathias, Miles Boweman, Master Phillip the Facetious, Rowan, Serena, & Teresa.

Thanks to each and every one of you. No event succeeds without a great many people to drive it forward.

Sincerely,

Lady Mærhild

Lady Eleanor Callaghan

TROLL

I want to thank the wonderful folks who stepped up to help by working Gate at Coronation yesterday. Caterina, Vivianne, Lydia, Suba, Mike, Ceara, Elena and Dugan. It was a pleasure to work with you all! **Theodora Bryennissa, called Treannah**

FEAST

Hail unto the Kingdom of the East, I had the honor of being the feast steward for the Coronation of their majesties Brennan Mac Fearghus and Caoilfhionn inghean Fhaolain. I want to publicly thank their majesties for entrusting me with their feast and let them know I was so very very honored to be asked. I had an amazing crew whom I wish to have acknowledged and they were...

Luned Gwynn

Anna of Carillion

Raffaella Mascolo

Lu An Hua

Caitrina "Katya" Gordon

Charitye Dale

Arlene

And last but most certainly not least my lady..

Tysha z Kiev

A kitchen is only as good as the people you surround yourself with and I love the fact that I have been surrounded by not only great people but really talented and funny cooks.

I would also say thanks to the barony of Settmour Swamp for hosting a really fun event and you can count on me at anytime for anything, Well...Almost !

Lastly, I want to thank the servers who were recruited from mostly the children of the east. Its awesome to look out and see the next generation kicking booty and taking names. They jumped right in and were awesome.

Master Phillip

Dominic

Diana

Gandalin

Croe

Leon

Maeve Draco

Serena

Amanda

Mistress Hedewigis

Lord Wulfgang Gruenwald

head cook for Coronation



Coronation Thanks, continued

DAYBOARD

Many hands make light work. The dayboard at Coronation on Saturday would not have happened with out the following many hands: Winston, who tirelessly cut all the bread, washed dishes and filled bowls before I knew they were empty, the early morning cutting crew of Master Galefridus Peregrinus and his lovely lady Judith, Master Alexander Mac Gregor, who saved the day by bringing ice plus helping with the chopping etc., Her excellency Mistress Merlinia of Rivenoak, for making her special beet eggs, my big apprentice sister, Bronwyn Rose of Greyling, for a wrangling and dealing with the apples, Rhode Kephallina for keeping my cup full and keeping the dayboard looking great, His excellency Master Joseph of the Red Gryphon, Master Tristan de Warrel and Mistress Renye Wyrn for being the best peers I could ever ask for (plus all the cleaning refilling etc), Tysha z Kieva for keeping the water dispensers full even though she didn't have to, Lord Wulfgang Gruenwald, for sharing a kitchen with the dayboard that never ended, Rowena Moore and Janos Meszaros for the fridge space that made curing 45 pounds of meat possible, and the Barony of Settmour Swamp for the opportunity to do this dayboard. Thank you all. I could not have done it with out you.

Lady Cassandra Matis

DANCING

I would like to thank all the dancers who filled the afternoon of Coronation with swirling joy. Special thanks to the Bhakali Branslers for playing live music.

Baroness Ursula of North Woods

MUSICIANS

At the Coronation of Brennan and Caoilfhionn on Saturday, there were some extremely talented musicians and singers performing to the delight of many who attended. It was my pleasure to play and sing with these hard-working and talented individuals, some of whom joined us just the day of the event!

First, and foremost, I'd like to thank Baroness Sabine who was instrumental to the success of the music at Coronation. She provided me with advice and suggestions, organized the Bhakali Branslers to play dance music, played the part of my registrant on the pipe organ (pulling out and pushing in stops while I played) and provided music herself throughout the day.

Thank you also to my counterpart, the Queen's Bard, Mistress Aife for her advice and counsel as well as provided interstitial music and serving TRM on the dais all day. If you missed her performance as an Irish Seer, you missed a great performance!

Thanks are also due to Baroness Emma Makilmore, Lady Margretha la Fauvelle, and Lady Marion Quyn for provided music during sitting in state. Lady Margretha and Baroness Sabine also provided a bulk of the interstitial music during afternoon court, and were fantastic to work with.

Thanks are also due to those who joined in the drumming and bell-ringing during morning court: Baroness Sabine de Kerbriant, Lady Margretha la Fauvelle, Lady Marion Quyn, Lord Hilarius Drunck, Lady Angela Mori, Thora, and Lord Sean MacPherson.

My thanks to Maistre Lucien de Pontivi for allowing me to perform his composition, Waltant Lango, for the final procession of TRM Kenric II and Avelina II.

For those in the audience that sang along while I was chanting the Roll of Kings, THANK YOU! I could hear you all, and it was totally wicked awesome.

During afternoon court, Duke Kenric and Duchess Avelina were called in to receive their Duchy's, and a number of singers were there to perform an arrangement of "Jubilate Deo", reworked as "Jubilate Ecce" (Rejoice! They are here!), with thanks to Master Steffan ap Kennydd for help with the translation and to the following singers for joining in: Mistress Dorigen Grey, Mistress Pagan Graeme, Baroness Ysmay de Lynn, Baroness Emma

Makilmore, Lady Isabeau d'Orleans, Lady Suba Al-Hadid, Lord Drake, and Lady Vivianne Dunbar.

Also, to Baroness Sabine and Baron Angus the Tailor for providing the rauschpfeife and chamber pipe recessional for afternoon court so I could process out with TRM Brennan and Caoilfhionn!

A thank you from me to Their Excellencies, Baron Erec and Baroness Jehannine and the autocrats, Lady Mærhild and Lady Eleanor Callaghan for hosting and running an awesome event at a fantastic site, with one of the coolest pipe organs I've ever had the pleasure of playing!

Finally, a thank you to Master Steffan ap Kennydd for bringing me into the planning process these last couple weeks, and thanks especially to Master Rowen Cloteworthy and Don Malcolm Bowman who, as royal heralds for Kenric II and Avelina II and Brennan I and Caoilfhionn I respectively, were very easy to work for and both ran excellent courts!

Lord Martyn de Halliwell

ROYAL ROOM

Thank You to Magister Galefridus Peregrinus and Lady Judith Bas Rabbi Mendel, for helping to set up the Royal Rooms for both East Kingdom Royalty and visiting Royalty from Aethelmearc and Aker.

Overwhelming thanks to Awndreuis who is always there to help with the cleaning, packing and carrying at the end of the event when everyone is exhausted.

Thanks to THL Mathias Feuerdrachen and Awndreuis for helping to make the high table gorgeous and fit to host our new King and Queen and the visiting Royalty.

Baroness Ursula of North Woods



Event: QUEST for Wit and Wisdom XXX

May 23, 2014 to May 26, 2014

Clinton Elks (211 Sidney Rd Pittstown, NJ 0886)

Oh, what a joyous springtime 'tis! The **Quest for Wit & Wisdom** hath returned to the Barony of Settmour Swamp! Our beloved Quest for Wit & Wisdom was mysteriously misappropriated from our Barony one year past. Why would anyone wish to end our well-attended Quest after the number of 29? Be this the work of some nasty numerologist? Or, perhaps, 'tis the work of a malicious magician? What fearsome force hath made an entire Quest disappear from our Barony?

Erec L'Claire and Jehannine de Flandres, Baron and Baroness of Settmour Swamp, call upon all good gentles of unusual wisdom and uncommon wit who wish to go forth to discover and bring back to Their lands the **Thirtieth Quest for Wit & Wisdom**. All such brave souls may assemble upon a new field located at the Clinton Elks (211 Sidney Rd Pittstown, NJ 0886) from May 23, 2014 to May 26, 2014 so that Their

Excellencies may send forth these wise and stout-hearted knights-errant in search of our much-mourned and best-beloved Quest.

CHILDREN are most welcome, but please supervise your children at all times. Anyone under the age of eighteen must be accompanied to the event by a parent or legal guardian. SCA youth waiver policy will be enforced.

POND: There is a pond on site, this is not for swimming.

ALCOHOL POLICY: No alcoholic beverages may be brought on site. There will be a **site-run bar** available, and open until 2:00am. This policy will be strictly enforced by event staff. Anyone in violation of this policy will be removed from the site. See below for Brewing Contest.

PETS are permitted, and must be kept on leash at all times. Certain areas will be off limits to pets.

SCHEDULE

FRIDAY

4pm Site opens, Troll opens

SATURDAY

11am Archery Tournament
11:30 Dancing
12pm Armor Inspection
12:30 Heavy Weapons Tourney
2pm Thrown Weapons Tourney
3pm Artisan's Row starts
4pm Brewing Contest
6pm Feast
8pm Bardic Circle

SUNDAY

10am Hurley
10:30 A&S Display
11:30 Fencing Tourney
1pm Quest for the Talisman
4pm A&S Closes
5pm Court of Baron Erec and Baroness Jehannine





Event: QUEST for Wit and Wisdom XXX (continued)

ARTISANS ROW:

Offered by Vivianne Dunbar
woodworking hands-on and
blacksmithing demos. More details as
they are available.

ARCHERY:

Offered by Miles Boweman. Details
forthcoming.

HEAVY WEAPONS TOURNAMENT:

Offered by Sir Mord. Details
forthcoming.

THROWN WEAPONS TOURNAMENT:

Offered by James of York

Spear: "Walking the Wand" - at 10 and
20 feet, burlap target with the outline of
a man and a strip from head to belly. 6
points

Knives: "Off with his Head" - At ten
feet who can cut the most kings
jacks heads off of playing cards.
Three playing cards affixed to
the target six heads total. 6 points

Axe: "Five Finger Discount" - At 10 to
20 feet. Cut the fingers off a hand
drawn on the target. 5 points.

Winner best total score of 2 of the 3
events. The lowest event's points would
be used only as a tie breaker. You
have to be good at two of the three.
Having all your points in one event
won't cut it.

DANCING:

Offered by Baroness Ursula of the
North Woods

BREWING CONTEST:

Offered by Yagyu and Serric
All brewing contest entries are to be
presented to Troll upon arrival on site
and must be kept behind the bar until
the contest. Each bottle needs to be
accompanied by the name of the item,
the category (beer, wine, mead, cordial)
and the name of the maker of said
libation.

FEAST:

Offered by Perote Gormal Campbell
First Remove:
Greens with citrus dressing
Tarts of cheese and chicken
Brown bread with herbed butter

Second Remove:

Bouf with red wine sauce
Lentils and barley
Roasted onions

Third Remove:

Macrows with citrus
Apple glazed Pork stuffed & onions/fennel
Carrots and parsnips roasted with honey

BARDIC CIRCLE:

Details forthcoming

ARTS and SCIENCES DISPLAY:

Offered by Judith bas Rabbi Mendel

FENCING TOURNAMENT:

Offered by Orlando Sforza. Details
forthcoming

QUEST for Wit and

Wisdom. Teams of three, adult
teams or childrens
teams. Children teams shall be
accompanied by a parent.

COURT: Erec and Jehannine
will hold Court and present to
you the winners of the
tournaments, contests and the
Quest.

The **camping area** will be open
from 4PM Friday until 11:30am
Monday. Everyone must be off
site by 11:30am or they will be
thanked as they are put to
work as part of the Clean-
up crew.

RESERVATIONS should include
both your mundane and SCA
names, whether you are day-
tripping (and what day(s) you
are attending) or camping,
and a way to contact you (phone
#, e-mail, etc.) Include either
proof of membership or \$5 non-
member surcharge. If, after
sending a reservation, you are
unable to attend please contact
the reservations clerk (Baron
Erec). Site fees will
be refunded if a request is
received before 8pm Thursday
April 22. Feast fees will be
refunded if the space is
resold. Camp setup begins
4:00 on Friday.

MERCHANTS are most
welcome, and there is Plenty of
room. We do ask that you bring
your own tables and tentage.
To merchant, Pre-registration for
the event is required and there is
a \$5 merchant fee.

Site Opens: 4:00 pm Fri May 23

Site Closes: 11:30 am Mon May 26

Updates will be posted on the
kingdom event page:

<http://www.eastkingdom.org/>

QUEST:

Offered by Ursula, Caera and Merlinia

The Quest for the Talisman: Can
you gather sufficient "gold" to purchase
the talisman? Capture a dragon, risk your
"gold" with the gambler, determine if you
have the one true chalice. Win the
acclaim of your fellows by mastering the



9.



Event: A Day in the Solar

**A Day in the Solar event
June 7th, 2014
sponsored by the
Barony of Settmour Swamp**

**Church of the Savior
155 Morris Ave, Denville NJ 07834**

The great Pennsic War looms!

Is there a seamstress or tailor among us who does not struggle with clothing self and household? Or wrestle with fitting problems, piles of mending, and banners with too darn many laurel leaves? Do you long to hear minstrels strumming and bards singing for your pleasure while you stitch and chat?

Come join us in the solar for an afternoon of good company, good food, and good advice for your tailoring issues.

In addition to the solarium, or open area where all may work while being entertained by musicians, bards, and storytellers, there will be two smaller classrooms where we will offer more specific project assistance. Sewing machines, irons and ironing boards are welcome, and the main hall has large

tables which will be excellent for laying cloth out and cutting garments easily.

Musicians and bards who are interested in performing, please contact the Autocrat, Baroness Elizabeth Talbot, at nedlnthred@gmail.com.

We ask all attendees to bring an item of any size or type for the potluck.


Contact Lady Vika Grigina at lurking.girl@gmail.com to coordinate.

Alas for our spirits (but good for our handwork) the site is Dry.

We will not take pre-registration for the event, but we'd appreciate an RSVP (to nedlnthred@gmail.com) so we can plan resources accordingly.

The fee is **\$12.00**, and will include soup, bread & fruit, & a wonderful site token.

Please check the East Kingdom event calendar for the the day's schedule: <http://www.eastkingdom.org/EventDetails.html?eid=2663>





Pennsic Registration and Camping with the Swamp

Greetings to all citizens of our fair Swamp! Pennsic approaches, and thus so does our need to claim land for the glory of the Barony. If you are intending to join the Baronial encampment, please take the following actions ASAP:

1) Preregister at www.pennsicwar.org and choose "Barony of Settmour Swamp" as the group you are camping with. If your

tent's footprint is more than 175 sq. ft. (that's about 13' X 13'), remember to register additional "ghosts" to cover your extra space needs.

2) If you are on Facebook, join the group "Camping with the Swamp at Pennsic 43". (Information will also be distributed via the Swamp mailing lists and the Mudpuppy, but most *discussion* happens in that group.)

Stay tuned for further updates regarding camp forms, fees, and rules. Immediate questions can be directed to **Vika Grigina** at lurking.girl@gmail.com or to Elizabeth **Talbot** at nedlnthred@gmail.com.

See you at the War!

Baronial Field Trip to the Glencairn Sacred Arts Festival April 27

Sunday, April 27 at 1:00pm

Glencairn Museum 1001 Cathedral Road, Bryn Athyn, Pennsylvania 19009

Glassblowing, illumination, Stained Glass painting

See details on FaceBook: <https://www.facebook.com/#!/events/1465679527000137/?>

-Baron Erec and Baroness Jehannine

Baronial Field Trip to the Cloisters, May 11

Sunday, May 11th

There is currently a very special display for fans of stained glass. <http://www.metmuseum.org/en/exhibitions/listings/2014/canterbury-stained-glass>

Radiant Light , Stained Glass from Canterbury Cathedral

See details on FaceBook: <https://www.facebook.com/events/518820884889484/?>

-Baron Erec and Baroness Jehannine

New Fencing Site in Glen Garden, New Jersey

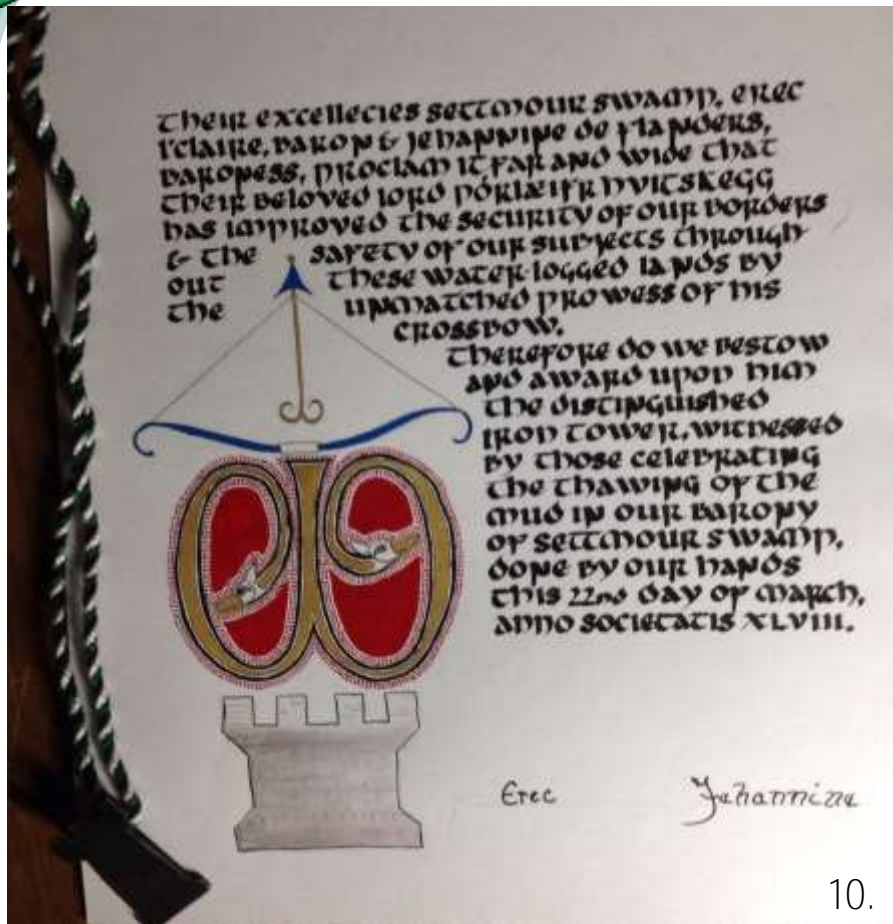
Greetings to the fair citizens of settmour swamp. We are starting up a new fencing practice and a&s weekly gathering. The gathering will be held from 7:30pm to 9:30pm on Tuesday evenings and will start next Tuesday , April 29th. The site is located just off route 31 in Glen Gardner (see full address and directions below) Fencing practice will be offered every week and we hope to include dance practice and a&s work space also. So even if you are not a fencer come hand out bring your latest project to work on

and enjoy the company of you fellow Swampies. The fee is \$7 per person. If turn outs ate good we hope to lower that to \$5 per person. Hope to see you there.

Tues. Fencing practice and A&S gathering.
Starting 4/29
Time : 7:30 - 9:30pm
Location:
Glen Gardner youth center
16 Hampton Rd
Glen Gardner , NJ 08826

Directions: take your best route to Route 31 in Glen Gardner. Turn east onto School St. (Coming up from the south this is a right turn. Coming down from the north it will be a left turn) Make your first left onto Hampton Road youth center will be on the left. Practice is upstairs in the gym.

Lady Charis Accipiter
charisacci@comcast.net



Iron Tower Scroll

Iron Tower and Iron Tower Scroll honoring **Lord Thorlaeifr Hvitskegg**

for his continuing service as Captain of Archers.

Caligraphy by Mistress Caterina Giaocchini

Words by Master Phillip the Facetious



Wolf Collar

Embroidered wolf collar by **Lord Thorlaeifr Hvitskegg**.

Work shown, in progress.



Ducal Cloaks for Duke Kenric and Duchess Avalina

Baroness Jehannine (embroidery) and Lord Thorlaeifr (beading) created gorgeous Ducal Cloaks for Duke Kenric and Duchess Avalina. This article shows the process of creating those cloaks.

8.



A.



B.



C.



D.



7.

- A. The image I wanted to embroider
- B. The image traced onto red silk, I used a light box to trace the image, and a water soluble tracing pen.
- C. The silk placed into an embroidery hoop, it is important that the fabric be pulled very tight to avoid puckering.
- D. I am using splendor silk, two strands and all of the roundels are done only using a split stitch.

Jehannine



8.



Ducal Cloaks for Duke Kenric and Duchess Avalina

E. The horse roundel couched down to the cloak using a metal trim.

F. A beaded and metal trimmed roundel.

G. Two of the roundels placed on the cloak.

E.



8.



G.

F.





Sheep Bone Whistle, Lady Marion Quyn

Lady Marion Quyn won the A&S Competition at MudThaw

Sheep Bone Whistle 2.



Bone whistles can be found throughout antiquity – I was most interested in a number of different 10th C finds in England and Sweden.¹⁻⁴

These whistles were likely carried and played by the sheep herders of this era, most were simple and somewhat crude in appearance but with a tone that could carry across the fields. Different scales and intervals were possible based on the dimensions of the bones and hole position. Sheep bone was the most common material, but deer, cow, and bird bones were used as well.

In period these could be made entirely with a knife. They surmised fipples were likely carved of wood,

though none were found near the flutes at the dig sites. Clay has also been documented in other whistles but not found.

First Steps:

I first built a prototype with modern materials (a perfectly cleaned and smooth cow bone (femur) acquired at a local pet store) and methods (electric drill). I used clay to form a fipple and sure enough - it worked! The large bore and resonance of the bone (once peanut butter was removed of course) made for a very eerie sound. Once I was convinced this could work I moved on to period methods and materials.



Listen to the sound: [Dromte](#)* (cow bone)

Improvements:

I acquired a leg of mutton from the local butcher....and from there I created a few more whistles with a single knife and a small wooden stick



The sound turned out to be quite beautiful: [Dromte](#) | [Sellinger's Round](#) | [Nobilis Humilis](#)



Sheep Bone Whistle, Lady Marion Quyn

Cleaning:

Boiling or bleaching tends to make bones brittle. I found it is best to take the time to scrape clean the bones with a knife. The marrow can be easily rinsed out with water and possibly a small stick. The parts not pictured here went into a nice barley stew.



Making the Soundhole

The soundhole is a D-shaped hole about an inch from the blowing end of the whistle. After some trial and error, I found it is easiest to place the point of a sharp knife in the bone, blade facing toward the far end and twist back and forth to shape this hole. Make sure the round part of the D is also thinned down since this is what will "cut" the stream of air to make the sound. The toneholes (fingerholes) are made much in the same way but by turning the blade full circle rather than back/forth.



Making the Fipple

Creating the fipple is the most important (and difficult) part of creating these whistles. The fipple needs to block most of the blowing end leaving only a tiny channel of air directed at the soundhole.

Attempt # 1 - Wood (fail)

I am no master carver and all attempts to create a wood fipple ended in fail. In theory, if one could manage to approximate the (uneven) shape of the inside of the bone, and then plug the gaps with beeswax, it might work.





Sheep Bone Whistle, Lady Marion Quyn

Attempt #2 - Clay (success)

Clay worked much better for this purpose. I plugged the blowing end of the whistle with clay, pushing the clay just to the top edge of the soundhole (the straight part of the D) and then using a small knife to make a channel. The most difficult part of this method is pushing out the "channel" clay and removing it while maintaining the plug at the edge of the soundhole. I found this could be accomplished by using a round stick and pushing the plug back from the far end if it moved past the soundhole. The trouble with clay is that many types need heating to harden, and subsequently shrink in volume ever so slightly that they fall out of the whistle. With the right kind of clay this should work



Attempt #3 - Beeswax (success)

Since beeswax was used on the Jorvik pipes, I thought perhaps it might be a good medium for this type of whistle as well. Unlike clay however, it cannot be squished into the whistle. I devised a method that worked quite well. I melted the beeswax completely and poured just enough onto a flat surface to stand the whistle blowing end down. Since I needed the plug to be level with the soundhole I poured more melted wax in the bottom (now top) end until it spilled out the soundhole. After it cooled I used a heated knife to melt the channel in the fipple.





Sheep Bone Whistle, Lady Marion Quyn

Tuning:

Tuning of these whistles depends on the distance of the holes from both the fipple and the far end. The overall pitch depends on both the length and bore diameter of the bone. For instance, the cow and sheep bones were about the same length, but the sheep bone is much higher pitched due to the smaller bore. Just for the heck of it I made a bird bone [whistle](#) (tiny bore).

After creating the mouthpiece and getting a clear base tone, I set to work adding tone holes. Now with a perfectly cylindrical bore tube like a pennywhistle there is a calculation you can do to place the holes correctly, but with an animal bone in the 10th C - I figured they just learned by trial and error.

I started by marking my guesses for hole placement with a charred piece of wood. I used the knife point to twist a tiny hole in the far end (away from the mouthpiece) and checked the tone by ear to create a full step between the end and the first hole. Minor (pun intended) adjustments to the placement of this hole can have major changes. The hole can be widened in either direction to change the pitch but it is easier to sharp a note (carve more towards the mouthpiece) than flat it. Once I had the placement set I widened the hole. Some

holes ended up bored straight through while others had a conical or ring in a ring shape (both were found on extant models). I placed the other holes to create a minor scale much like the Jorvik pipe (or major depending on where you start).



Learnings:

Disappearing Fipples

No fipples were found with these types of flutes. Research on other flutes has shown wooden or clay fipples so it was surmised these were likely clay or wood as well. After making several attempts at wood and clay fipples I experimented with beeswax - which worked beautifully and would have held its shape well in colder climes. As to why no beeswax fipples were found - at least one of the broken whistles were found in or near a fire pit.

Teeny-Tiny Tone Holes

I came across this image in my research:

(Image of a pipe with an **extra tiny hole** deleted for copyright compliance, see the URL at the end of the article)

The authors didn't quite know what to make of the tiny hole in between the larger ones. I did, since it looked a bit like the one I just tried to make. As I mentioned previously it takes a bit of trial and error to find the correct position of the tone holes. In this particular case I realized I was so far off that it would be better to start a new hole. I plugged the tiny imperfection with beeswax as it almost perfectly matched the color of the bone. This 10th C image may have shown the same mistake on the second hole and just lost the beeswax



plug over the years.

Simple Craft / Complex Music

One of the whistles described in Leaf, 2006 is a 2-hole whistle. When working with a piece of bone too short for 3 holes I carved two thinking I'd never be able to use it for anything more than a signal whistle. It turns out I can play 16th C dance tunes on



Sheep Bone Whistle, Lady Marion Quyn

it. And certainly pieces closer to its era, such as *Dromte mig* or *Nobilis Humilis*.

The playing technique is much more varied and complex than that of a simple flute or recorder. Of course the most basic changes in pitch are accomplished by covering or uncovering the tone holes. Additional variations can be achieved by over or underblowing, crossfingering, and partially or completely covering the end of the whistle.

Amusement:

I acquired the first sheep bone from a rather dubious looking butcher - I promised him I'd return with the finished product. When I returned a week later and played him a tune on the *ex-sheep*, his face lit up in amazement. I asked him what he thought and he called the sound (I kid you not) *Ewe-phoric*.

References:

1. Barrett, J. H. (1969). A Fipple Flute or Pipe from the site of Keynsham Abbey. *The Galpin Society Journal* 22,47-50
2. Lund C.S. (1985) Bone Flutes in Västergötland, Sweden. Finds and Traditions. A Music-Archaeological Study *Acta Musicologica*, 57 (1) 9-25
3. Leaf, H. (2006). English medieval bone flutes: a brief introduction. *The Galpin Society*

Journal. 59, 13-19


4. Megaw J.V.S. (1963) A Medieval Bone Pipe from White Castle, Monmouthshire *The Galpin Society Journal*. 16, 85-94

* *Dromte mig en drom i nat* is one of the earliest known secular works from the Scandinavian region, dating back at least to its inclusion in the *Codex Runicus* c. 1300. I often take some liberties with the tune, especially the end phrase which has not been recorded here. There are multiple interpretations, especially of the glissando and tempo, but I feel the most "correct" reading of the notes on a 5 note scale as written would be:
335453213555531/3545525



231352

<https://sites.google.com/site/marionquyn/research/sheep-bone-whistle>



3.

[Kungaloosh Photos](#)

Reprinted with permission



UPON MY CHOPPING BLOCK

UPON MY CHOPPING BLOCK

a **mad chef's** view of the S.C.A.

So you're probably asking who the heck has decided he should write a culinary viewpoint article for Settmour swamp, Let's get it out of the way quick and easy.

Salutations,

I am **Laird Perote Gormal Campbell**, OBT , Order of the Sycamore, Order of the Carnelian, green belted lackey(wow that's a mouthful, let's not do that again ok?)

I am a classically trained pastry chef and have taught classes on basic/ advanced culinary arts within the states of NJ, PA, NY and RI. As well as more period topics for both the East and Æthelmearc,

I was for a time a caterer's Garde-manger / Saucier, Soux-chef and Head chef. While I no longer work in the field, I do still enjoy dabbling and for that matter mocking chefs on TV who are too full of themselves.

I would like to say that my opinions are my own and will not always be based on hard boiled culinary truths passed down from the dawn of mankind, but hard fought culinary battles in the

kitchen.

I have decided to write some articles with the hopes of opening minds and possibly loosening new tongues in regards to cooking in the period style as well as basic cookery from the vantage point I love the most, the eyes of a neophyte learning about food, the SCA, and life. (Well maybe not in that order.)

Expect formulas and opinions as well as random detours into seasonal food issues. Thank you in advance for your time and column inches.

Until next time, keep your blades sharp and your work area clean.

Perote

Chronicler's Note: Perote is the head **feast** chef for the **Quest** for Wit and Wisdom.

Mudthaw Photos links

Several gentles graciously shared **Mudthaw photos**:

Baronessa Imiglia Venture :

<https://www.flickr.com/photos/birdvoyeur/sets/72157642930356283/>

Meesteress Annetje van Woerden:

<https://plus.google.com/photos/102828211903858963857/albums/5993849102260768209>





Roman Herbal Garden, Baroness Merlinia

6.

In between the late snows, and the latest ice storm, I have been clearing out my "Horti Romani" (Roman Garden). Sadly, this year many hardy plants did not make it.

I am looking to restore my Horti Romani by purchasing some lovage, anise, Columnar and Boxwood basil, roman chamomile, and woodruff, among other plants.

My Horti Romani contains the type of plants that would have been known in Fishbourne, UK, in the second century. The layout of the garden includes a gravel path and a central feature, often a water feature. The layout looks like a medieval garden, similar to the gardens at the Cloisters in NYC. The straight gravel path leads to the central water feature and divides the garden into four distinct planting areas.

I will be teaching a class on Roman life at the Swamp Schola. I would be happy to show you what I am doing with my garden and discuss the plants that might work in your soil and sunlight or shade conditions.

I am a member of the [Maplewood Garden Club](#) and will be at their [plant sale](#) on May 8 to May 10.

Merlinia



1.

Herbs

Anise
Basil Genovese
Basil African Blue
Basil Boxwood
Basil Columnar
Basil Ajaka
Basil Dark Lady
Basil Harlekin
Basil Red Globe
Basil Siam Queen
Borage
Catnip
Chamomile
Chamomile Roman
Chives
Cilantro
Comfrey
Curry

Dill Bouquet
Dill Fernleaf
Fennel Bronze
Germander
Lavender Edelweiss
Lavender Goodwin Creek
Lavender Hidcote Blue
Lavender Munstead
Lavender Phenomenal
Lavender Platinum Blonde
Lavender Provence
Lemon Balm
Lemon Grass
Lemon Verbena
Lovage
Marjoram compacta
Mint Chocolate
Mint Mojito Cocktail
Mint Peppermint
Mint Pineapple
Mint Spearmint
Oregano Golden
Oregano Greek
Oregano Italian
Parsley Italian
Parsley Triple Curled
Patchouli
Rosemary Arp
Rosemary Barbeque
Rosemary officinalis
Rosemary prostrate
Rosemary Tuscan Blue
Rue
Sage Berggarten
Sage Goolden
Sage Nazareth Grey
Sage Purple
Sage Tricolor
Salad Burnet
Santolina Green
Santolina Grey
Stevia
Tarragon French
Thyme English
Thyme French
Thyme Golden Lemon
Thyme Silver
Woodruff



Vivianne's Embroidered Trim for Baroness Jehannine's Garb



(Continued from the March MudPuppy) Vivianne's beautiful embroidery was used on the dress made by Lydia.

The in-progress embroidery photos show the black filled in with a split stitch and the back stitch outline in green, the finished embroidered neck facing and then the finished dress.

The Baroness's gown is a bliaut inspired by the statues of Chartres Cathedral. The fabric and the neck facing are a linen cotton blend that matches the Baron's bliaut. The fabric looks and drapes like silk broadcloth, but is washable.

Lady Vivianne Dunbar and Lady Lydia FitzWaulter

5. 4.





Lydia's Hand Woven Trim for Baron Erec's Garb

Baron Erec's b্লাউ was inspired by a picture of St George killing a dragon, from a 12th century manuscript (Moralia in Job, Abbey of Citeaux, France, early 12th. MS 168, fol.4 verso). You can find the picture on my [b্লাউ board](#) on pinterest. St. George reminded me of Baron Erec. The manuscript shows what looks like trim at both the neck edge and the outer edge of the b্লাউ's reverse facing. Since the b্লাউ was for our Baron, I was inspired to weave the trim on my inkle loom. Although the loom itself is not period, it produces a very nice warp-faced plain weave band and is portable. I was lucky to find the perfect b্লাউ fabric at Pennsic - a cotton-linen blend which looks and acts like silk but is washable. I still have hopes of adding an inset near the hem of the b্লাউ to match the b্লাউ in the manuscript, but that requires another 12 yards of trim. -- Lady Lydia FitzWaulter

4.





Knight Marshal Tips from Wulfgar

Prepping for a Tourney

To get through troll, MOL, and Inspection


1) Go through your gear the day or two days before.

2) Your chin straps and padding should be in good order.

3) Make sure all your pieces make it into your bag.

4) Check your Membership & Qualification cards are up to date and kept together.

Baron Wulfar Silfrahaar
Knight Marshal



1.

Fencing Tips from Orlando


Two observations which I offer as advice to the students of the art of defense; when drilling your lunges, throw your left arm and shoulder back to gain that extra inch. Then redouble by gathering your foot and lunging again. This may surprise an opponent

who was confident in parrying your initial attack. Immediately following your attack, recover back out of distance, and, as you do so, circle your point to the outside line of your body. This will offer some protection from your opponent's riposte if you didn't

manage to touch him or her with the redouble.

Vivat!

Lord Orlando Sforza



1.

Heraldic Tips from Orlando

When designing your first device (coat of arms), keep your heraldry simple. Of course you need to differentiate it from all similar devices, but consider how busy heraldry looks from a distance. Try to restrain yourself to a

single prominent charge with a single subordinate charge. If you want a few repeating charges, consider including them in a base (bottom section) or chief (top section) of your escutcheon (shield).

Take it from a guy whose first device included a semi (field) of crosses was near impossible to paint or sew.

Vivat!

Lord Orlando Sforza
Sinking Tower Pursivant





Baronial Tip from Our Baron and Baroness

Recommend!

When you see someone doing something **wonderful**, be it Service, Art, Prowess, or Courtesy, please send an email to the [Baron](#) and [Baroness](#).

Your recommendations help us to

consider gentles for Baronial awards. Recommendations may also be passed on for Kingdom level awards.

**Baron Erec L'Claire &
Baroness Jehannine de
Flandres**



Fencing Tip from Jehane

Proper tipping of your blade

Make sure your **bird blunt** is of the correct size.

Place an appropriately sized washer in the tip.

Use a contrasting tape to secure it to your rapier. Do not make the tape too bulky.

**Lady Jehane de
Fenwyk**



Chronicler Tip from Ursula

What are you working on?

Send me photos of your projects. I will format them into a nice photo-article

(see the Ducal cloaks on page 12).

Have an idea for a new column? (see Perote's new

column, a mad chef's view of the S.C.A. page 19).

[Baroness Ursula](#)

Equestrian Tip from Kiena

A **colored ribbon** on a horse actually signifies important information about that horse. The most common colored ribbon seen on a horse is red.

- A red ribbon towards the **front** of a horse, in the horse's mane or forelock, means that horse has the potential to **bite**.

- A red ribbon in the horse's **tail** means that horse has a tendency to **kick**.

Duchess Kiena Stewart



**The Officers Of Settmour Swamp**

Baron	Baron Erec L'Claire baron@settmourswamp.eastkingdom.org (908) 268-0725 (before 9pm)	Invested March 2013 Expires March 2017
Baroness	Baroness Jehannine de Flandres baroness@settmourswamp.eastkingdom.org (908) 319-0765	Invested March 2013 Expires March 2017
Seneschal	Sir Antonio Patrasso seneschal@settmourswamp.eastkingdom.org (732) 207-9657 (before 10PM)	Elected June 2012 Expires June 2014
Deputy Seneschale	Lady Charis Accipiter charisacci@comcast.net (908) 850-8690 (No calls after 9pm)	Anticipated Election 2014
Sinking Tower Pursivant	Lord Orlando Sforza herald@settmourswamp.eastkingdom.org	Elected September 2013 Expires September 2015
Knight Marshal	Baron Wulfar Silfrahaar (Silverbraid) marshal@settmourswamp.eastkingdom.org	Elected January 2014 Expires January 2016
Exchequer	Ryan (Acting) exchequer@settmourswamp.eastkingdom.org	Term Expired: February 2013 (Acting) Month to Month
Chronicler	Baroness Ursula of North Woods chronicler@settmourswamp.eastkingdom.org	Elected March 2014 Expires March 2016
Chirurgeon	Miles Boweman chirurgeon@settmourswamp.eastkingdom.org	Elected March 2013 Expires March 2015
Web Minister	Lord Dalek Bolotnikov webmaster@settmourswamp.eastkingdom.org	Renewed November 2012 Expires November 2014
Mistress of A&S	Mistress Caterina Giaocchini mas@settmourswamp.eastkingdom.org	Elected October 2012 Expires October 2014
Mistress of The Lists (MoL)	Lady Ceara MacKieran mol@settmourswamp.eastkingdom.org	Elected March 2013 Expires March 2015
Chatelaine	Don Malcolm Bowman chatelaine@settmourswamp.eastkingdom.org	Elected February 2013 Expires February 2015
Marshal of Fence	Lady Jehane de Fenwyk fencing@settmourswamp.eastkingdom.org	Renewed April 2014 Expires March 2016
Captain of Archers	Lord Thorlaeifr Hvitskegg archery@settmourswamp.eastkingdom.org (908) 406-0143 (No calls after 9pm)	Renewed October 2012 Expires October 2014
Chamberlain	Baroness Rhiannon de Carreg Cennen chamberlain@settmourswamp.eastkingdom.org	Renewed September 2013 Expires September 2015



The Officers Of Settmour Swamp (continued)

Youth Combat	Vacant	Vacant
Chancellors Minor	Vacant	Vacant (organize activities for children and teenagers)
Thrown Weapons	Vacant	Vacant
Canton of Gryphonwald (Middlesex Cty, NJ): Seneschal:	Failenn Finn gryphonwald@settmourswamp.eastkingdom.org	
Canton of Marwick (Union County, NJ): Seneschal	Lord Edmund Patterson (email temporarily removed, awaiting permission to publish on the Web)	

6.





Did You Know:

The **East Kingdom Calendar**

<http://www.eastkingdom.org/EventListing.html>

- lists all official **events** and up to date information and registration details

East Kingdom **Event MAP**



<http://eastkingdomgazette.org/maps-of-upcoming-events/>

Society for Creative Anachronism **Newcomer's Portal:**

<http://welcome.sca.org/>

A **Newcomer's Guide** to the SCA:

<http://www.sca.org/officers/chatelain/pdf/NewcomersGuidePages-low.pdf>



Combat	Date/Time	Location	Contact	Notes
Fighter Practice	Wednesdays 6:30pm - 10:00 pm	Nutley, NJ. Franklin Reformed Church, 45 Hillside Crescent Nutley, NJ 07110 Directions	Wulfar Silfrahaar marshal@settmourswamp.eas.tkingdom.org	Other fight practices: Fighter Practice group at Yahoo!Groups
Fencing Practice	Thursdays, 7:30pm - 10:00pm	Springfield, NJ Fencing Sport Center 4 Commerce Street Springfield, NJ 07081 Directions	Owynn Greenwood owynn.greenwood@gmail.com 908-447-2979	Fee: \$5 per participant Directions
Fencing Practice	Tuesday evenings	Glen Gardner, NJ	Charis Accipiter charisacci@comcast.net	Starting April 22, 2014 NEW
Archery Practice	Sundays 1:00pm - 4:00pm	Milford, NJ 310 Milford-Warren Glen Rd. (Rt. 519), Milford, NJ 08848 (908) 995-4417 .	Jehannine de Flandres baroness@settmourswamp.eas.tkingdom.org Phillip the Facetious	Please email for directions.
Archery Practice	Wednesday evenings May through October	Pittstown, NJ	Elizabeth Hawkwood hawkwoode@gmail.com	Please email for directions. UPDATED
Thrown Weapons Practice	Sundays 1:00pm - 4:00pm	Milford, NJ 310 Milford-Warren Glen Rd. (Rt. 519), Milford, NJ 08848 (908) 995-4417	Jehannine de Flandres baroness@settmourswamp.eas.tkingdom.org Phillip the Facetious	Please email for directions.
Thrown Weapons Practice	Planned to start in June Evenings TBD	Maplewood, NJ	James of York (email temporarily removed, awaiting permission to publish on the Web)	NEW



Art	Date/	Location	Contact	Notes
Swamp Cats	Evenings TBD	Announced on the Yahoo email list	Rhiannon De Carreg Cennen chamberlain@settmourswamp.eastkingdom.org	Occasional Meetings to Share Art Projects
Dancing	Evenings TBD	Glen Gardner , NJ (same location as fencing)	Ursula of North Woods chronicler@settmourswamp.eastkingdom.org	Starting in May

NEW

An electronic listing of **activities and events** is available on the Barony website:

<http://settmourswamp.eastkingdom.org/events.html>

Courtesy copies are sent to:

chronicler@eastkingdom.org
historian@eastkingdom.org
king@eastkingdom.org
prince@eastkingdom.org
princess@eastkingdom.org
queen@eastkingdom.org
seneschal@eastkingdom.org
archivist@sca.org

Publication release forms:

<http://www.sca.org/docs/library.html>
<http://www.sca.org/docs/pdf/ReleaseFormsFAQsPRINT.pdf>

Links:

[The Barony Of Settmour Swamp](#)
[Settmour Swamp On Facebook](#)
[Settmour Rapier On Facebook](#)
[Canton of Gryphonwald](#)
[East Kingdom Website](#)
[SCA Membership](#)



SCA-required release forms must be signed for most submissions, including art, articles, recipes, poetry or maps. The Chronicler collects and stores the signed forms.

1. Public Domain Clip Art is from <http://www.openclipart.org/>
“All Clipart on Openclipart are available for unlimited commercial use. That means you may use the clipart commercially, for education, for church, for school, for your job, or even to manufacture products globally.”
2. Sheep Bone Whistle, copyright 2014 Marion Quyn, used with permission
3. Marion Playing a Whistle, copyright Kungaloosh photo, Daniel de la Roche, used with permission
4. Hand Woven Trim , photos used with permission, Lydia FitzWaulter
5. Embroidered Facing, photos used with permission , Vivianne Dunbar
6. MudPuppy Artwork & Herb article, used with permission, Merlinia of Rivenoak
7. Ducal Cloaks, photo of Kenric & Avalina, Rainillt de Bell Marisco, used with permission
8. Ducal Cloaks Embroider & Beadwork, photos used with permission, Jehannine de Flanders and Thorlaeifr Hvitskegg
9. Dragon Artwork, used with permission, Karin Jacobsdottir
10. Iron Tower Scroll & Wolf Collar, photos used with permission, Thorlaeifr Hvitskegg



1.

Local newsletter polices for the East Kingdom of the Society for Creative Anachronism. This includes obtaining releases from contributors for the inclusion of their works and contact information.

[EK Local Chronicler Policies](#)

MudPuppy Statement of Ownership

"This is the **May, 2014**, issue of the **Mudpuppy**, a publication of the **Barrony of Settmour Swamp** of the Society for Creative Anachronism, Inc. (SCA, Inc.).

The **MudPuppy** is available from:

Sandra Unger,
36 Terry Drive Morristown
New Jersey 07960

It is not a corporate publication of SCA, Inc., and does not delineate SCA, Inc. policies. Copyright © **2014** Society for Creative Anachronism, Inc.

For information on reprinting photographs, articles, or artwork from this publication, please contact the [Chronicler](#), who will assist you in contacting the original creator of the piece. Please respect the legal rights of our contributors."